

SAN JOSE CITY WATER DISTRICT

MAJOR PROGRAMS AND PROJECTS FOR THE YEAR 2015

ANNEX 3

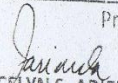
KEY RESULT AREA E.O. NO. 43	PROGRAMS/PROJECTS	IMPLEMENTING DEPARTMENT	PROJECT COST	BENEFICIARIES	ACCOMPLISHMENT % as of December 31, 2015
Empowerment of the poor and vulnerable	Reduction of Non-Revenue Water				
	Operation (Palit Metro)	OGM/ADM	579,392.00	250 Concessionaires	100%
	Maintenance/Relocation of Water Meters	Finance/Commercial Div. Engineering Div.	471,877.00	250 Concessionaires	100%
	Expansion Project:				
	Sto. Nino 2nd to Sto. Nino 3rd (Phase II-A) - 465 L.M.		486,486.00	100 households	100%
	Sto. Nino 2nd to Sto. Nino 3rd (Phase II-B) - 600 L.M.		494,900.00	202 households	100%
	Brgy. Sibut-Sanchez Ext.-Sibut Bridge - 334 L.M.	OGM/ADM	334,476.00	100 households	100%
	Zone 5, Legaspi Village, Brgy. Sto. Nino 2nd - 275 L.M.	Finance/Commercial Div.	199,393.00	60 households	100%
	Josephine Village, Brgy. Calaocan - 900 L.M.	Engineering Div.	505,113.00	210 households	100%
	Villaramos Subd., Brgy. Abar 1st - 700 L.M.		374,555.00	120 households	100%
	Zone 4, Kaunlaran, Brgy. Caanawan - 700 L.M.		414,649.00	220 households	100%
	Sa Jose - Lupao Road to Linactagan Bridge - 100 L.M.		162,839.00	50 households	100%
	Rehabilitation Project:				
	Rehabilitation of waterline from Petron Gas Station to Malasin Bridge - 60 L.M.	OGM/ADM	153,409.00		90%
	Rehabilitation of waterline from A.O. Pascual Extension to MPS - 100 L.M.	Finance/Commercial Div. Engineering Div.	333,199.00		90%
	Rehabilitation of waterline at Paseo Rueda Brgy. Sibut - 800 L.M.		762,185.00		90%

SAN JOSE CITY WATER DISTRICT

ANNEX 3

MAJOR PROGRAMS AND PROJECTS FOR THE YEAR 2015


KEY RESULT AREA E.O. NO. 43	PROGRAMS/PROJECTS	IMPLEMENTING DEPARTMENT	PROJECT COST	BENEFICIARIES	ACCOMPLISHMENT
	Corporate Social Responsibility				
	Free supply of drinking water for 1st 10 cu.m. to Public Elem. School	OGM/ADM Finance/Commercial Div. Engineering Div.	27,000.00	10 Public Elementary School	12 months/year
	Participation in the Manila Bay Clean Up Rehabilitation and Preservation Program (Clean Up drive of Sibut Irrigation Canal)	OGM/ADM Finance/Commercial Div. Engineering Div.	3,000.00	San Josenians	ONCE A YEAR
	Participation the tree planting program of LGU, San Jose City (Preservation and protection of forest)	OGM/ADM Finance/Commercial Div. Engineering Div.	2,000.00	San Josenians	ONCE A YEAR
Rapid, inclusive and sustained economic growth	Customer Service Improvement Program				
	1. Implementation of Read and Bill Program	OGM/ADM Finance/Commercial Div.	607,500.00	Walk in Clients/ concessionaires	Implemented
	2. Message Cast Information Dissemination	OGM/ADMIN. DIV. Finance/Commercial Div.	30,000.00	ALL SJCWD Concessionaires	Implemented
	3. Discount on Water Service Line Application Fee	OGM/ADM Finance/Commercial Div.		New concessionaires	Implemented

Prepared By:

JOCELYN S. ARIENDA
Admin. Services Officer A

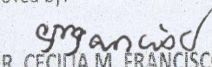
Date: Jan. 11, 2016


CORAZON B. CONCHE
Corp. Budget Specialist A

Date: Jan. 11, 2016

Recommending Approval:

THELMA E. WONG
Div. Manager, Finance/Commercial Div.

Date: Jan. 11, 2016

Approved by:

ENGR. CECILIA M. FRANCISCO
General Manager

Date: Jan. 11, 2016